

Investment for Zen Lifestyle




excellence

ZEN GARDEN

Near New Cargo Airport

SOLAPUR



land=excellence

DELIVERED 100 LAKHS SQ.FT. OF GOVT. SANCTIONED RESIDENTIAL N.A. PLOTS

PUNE • MUMBAI • SOLAPUR





Zen Garden - Sample Plot

Amenities



Solar Street Lighting



Name plate



Rain Water Harvesting



Water Tap Off Point



Layout Fencing



24 Hr. Security



Zen Kids Garden



Boring Water Facility

Main Roads in Tar | Arterial Roads in BBM | Zen Main Entrance Gate
Front Compound Wall | Immediate Plot Sale Deed | Plantation



Advantages of Boramani Village in Solapur

Solapur is blessed with abundant open spaces, greenery and large lands with pollution-free surrounding. It is one of the emerging locations that is well connected to Pune, Mumbai and Bangalore. With giants like NTPC, Bharat Forge, Kirti Gold Factory, MIDC and an international cargo airport in close proximity, Solapur is poised for tremendous growth.

PROJECT LAYOUT



Gut No. - 342, Near Mohalkar Tande,
Dawal Malik Darga Road, Boramani, Dist - Solapur

Fabulous Investment for Prosperous Future

Zen Garden is a 22 acre Project of Govt. Sanctioned Residential N. A. plot. Strategically located near the NH65 in Boramani village, Sholapur, this gated community is poised to grow your investment multi-fold. Boasting of a plethora of amenities, this plotted development bears every single prerequisite that an ideal land investment should encompass.

Plot Details

Plot No.	Area Sq. Meter	Area Sq. Ft.	Plot No.	Area Sq. Meter	Area Sq. Ft.
01	382.24	4114.43	21	469.10	4961.67
02	273.00	2938.57	22	286.01	3078.61
03	224.47	2416.20	23	286.01	3078.61
04	269.31	2898.85	24	286.01	3078.61
05	286.01	3078.61	25	286.01	3078.61
06	286.01	3078.61	26	286.01	3078.61
07	286.01	3078.61	27	376.48	4027.46
08	286.01	3078.61	28	226.93	2442.67
09	286.01	3078.61	29	228.00	2454.19
10	286.01	3078.61	30	228.00	2454.19
11	405.20	4361.57	31	228.00	2454.19
12	325.06	3498.95	32	266.00	2816.40
13	286.01	3078.61	33	238.00	2431.91
14	286.01	3078.61	34	204.00	2195.86
15	286.01	3078.61	35	204.00	2195.86
16	286.01	3078.61	36	204.00	2195.86
17	286.01	3078.61	37	181.33	1951.84
18	286.01	3078.61	38	202.61	2180.89
19	286.01	3078.61	39	187.00	2012.87
20	286.01	3078.61	40	187.00	2012.87

Plot No.	Area Sq. Meter	Area Sq. Ft.	Plot No.	Area Sq. Meter	Area Sq. Ft.
41	187.00	2012.87	61	165.00	1776.06
42	268.95	2765.06	62	240.00	2536.54
43	268.96	2848.26	63	240.00	2536.54
44	187.00	2012.87	64	165.00	1776.06
45	187.00	2012.87	65	165.00	1776.06
46	187.00	2012.87	66	165.00	1776.06
47	203.27	2188.00	67	179.49	1932.03
48	201.22	2165.93	68	180.30	1940.75
49	187.00	2012.87	69	165.00	1776.06
50	187.00	2012.87	70	165.00	1776.06
51	187.00	2012.87	71	165.00	1776.06
52	272.00	2880.98	72	240.00	2536.54
53	272.00	2880.98	73	240.00	2536.54
54	187.00	2012.87	74	165.00	1776.06
55	187.00	2012.87	75	165.00	1776.06
56	187.00	2012.87	76	165.00	1776.06
57	201.88	2173.04	77	180.81	1946.24
58	178.98	1926.54	78	181.63	1955.07
59	165.00	1776.06	79	165.00	1776.06
60	165.00	1776.06	80	165.00	1776.06

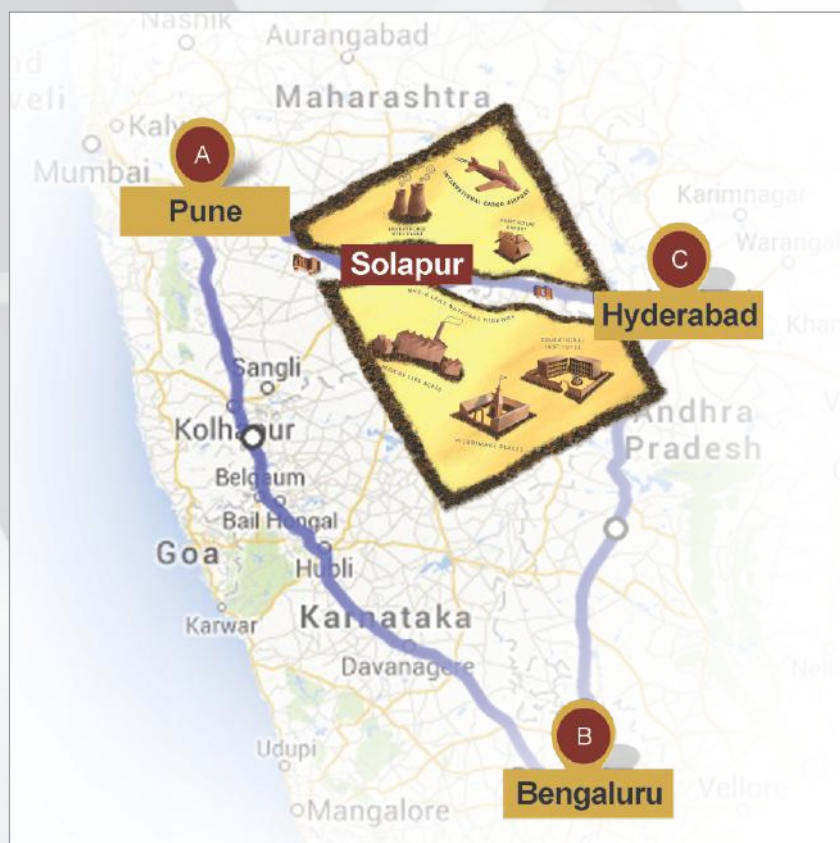
Plot No.	Area Sq. Meter	Area Sq. Ft.
161	310.20	3255.79
162	310.20	3255.79
163	266.00	2780.02
164	266.00	2816.40
165	266.00	2816.40
166	266.00	2816.40
167	218.50	2351.93
168	218.50	2351.93
169	423.73	4542.84
170	352.46	3682.90
171	218.50	2351.93
172	218.50	2351.93
173	218.50	2351.93
174	218.50	2351.93
175	218.50	2351.93
176	272.60	2934.27
177	272.60	2934.27
178	218.50	2351.93
179	218.50	2351.93
180	218.50	2351.93
181	218.50	2351.93
182	351.03	3760.94
183	279.83	2814.89
184	218.50	2351.93
185	218.50	2351.93
186	218.50	2351.93
187	272.60	2934.27
188	272.60	2934.27
189	457.51	4893.42

Plot No.	Area Sq. Meter	Area Sq. Ft.	Plot No.	Area Sq. Meter	Area Sq. Ft.
81	165.00	1776.06	101	165.00	1776.06
82	240.00	2536.54	102	240.00	2536.54
83	240.00	2536.54	103	240.00	2536.54
84	165.00	1776.06	104	165.00	1776.06
85	165.00	1776.06	105	165.00	1776.06
86	165.00	1776.06	106	165.00	1776.06
87	165.17	1777.89	107	165.17	1777.89
88	165.17	1777.89	108	187.19	2014.91
89	165.00	1776.06	109	187.00	2012.87
90	165.00	1776.06	110	187.00	2012.87
91	165.00	1776.06	111	187.00	2012.87
92	240.00	2536.54	112	272.00	2880.98
93	240.00	2536.54	113	272.00	2880.98
94	165.00	1776.06	114	187.00	2012.87
95	165.00	1776.06	115	187.00	2012.87
96	165.00	1776.06	116	187.00	2012.87
97	165.17	1777.89	117	187.19	2014.91
98	165.17	1777.89	118	187.19	2014.91
99	165.00	1776.06	119	187.00	2012.87
100	165.00	1776.06	120	187.00	2012.87

Plot No.	Area Sq. Meter	Area Sq. Ft.	Plot No.	Area Sq. Meter	Area Sq. Ft.
121	187.00	2012.87	141	218.50	2351.93
122	272.00	2880.98	142	266.00	2816.40
123	272.00	2797.89	143	266.00	2816.40
124	187.00	2012.87	144	218.50	2351.93
125	187.00	2012.87	145	218.50	2351.93
126	187.00	2012.87	146	218.50	2351.93
127	187.19	2014.91	147	218.72	2354.30
128	195.69	2106.41	148	218.72	2354.30
129	195.50	2104.36	149	218.50	2351.93
130	195.50	2104.36	150	218.50	2351.93
131	195.50	2104.36	151	218.50	2351.93
132	238.00	2431.91	152	266.00	2816.40
133	266.00	2816.40	153	266.00	2780.02
134	218.50	2351.93	154	218.50	2351.93
135	218.50	2351.93	155	218.50	2351.93
136	218.50	2351.93	156	218.50	2351.93
137	218.72	2354.30	157	218.72	2354.30
138	218.72	2354.30	158	272.81	2936.53
139	218.50	2351.93	159	272.60	2934.27
140	218.50	2351.93	160	272.60	2934.27

Solapur... the Investment Paradise

Solapur is all set for a boom with new-found 'Smart City' status. Not only is Solapur among the Government of India's 100 proposed Smart Cities, it has been included on the list of the first twenty cities to be developed as Smart Cities. Solapur is ranked 9th on the said list, with a budget allocation of Rs 2921 cr. This will lead to major industrial and economic growth for the city and district of Solapur.



Factors Which Make Your Investment Even Smarter



It's Excellence. Do You Still Need a Reason?

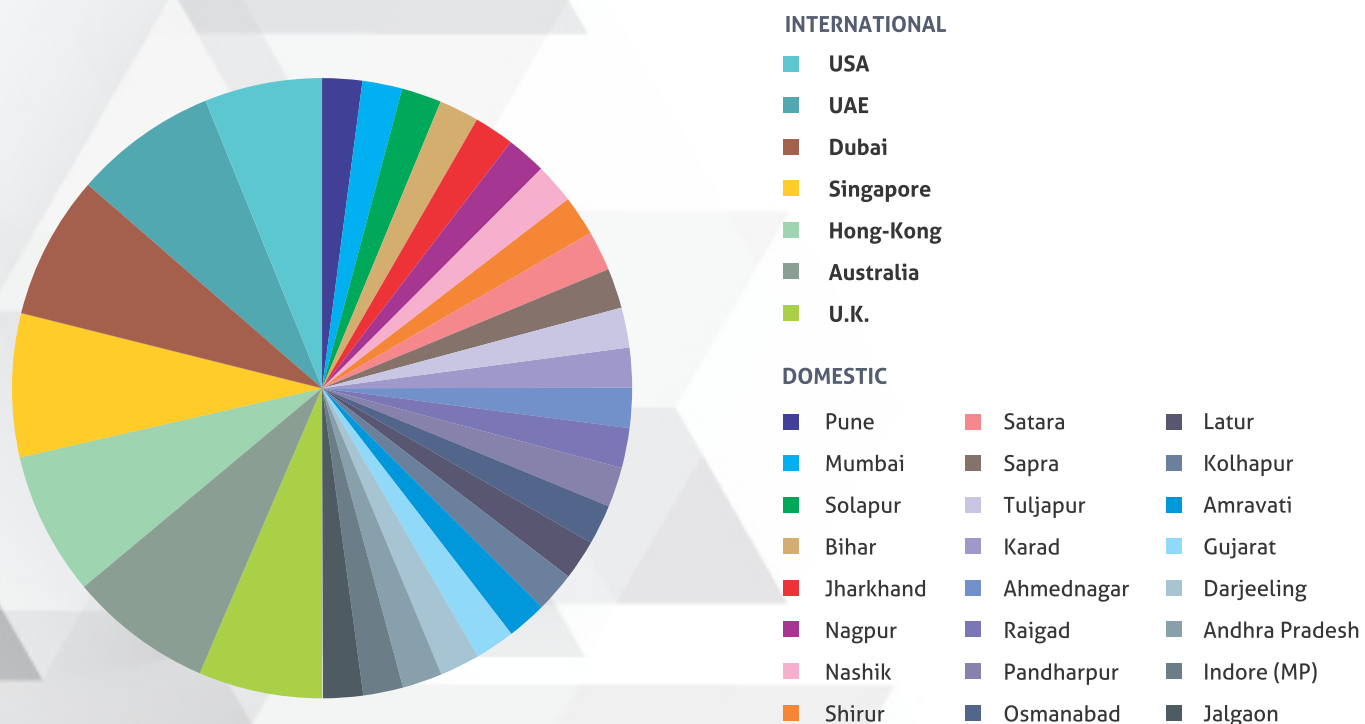
A Global Business Group

- With strong presence in over **7** countries.
- Sold **100 lakh** sq.ft. developed plots.
- **1st** plotting company to offer online booking of plots.
- **1st** CRISIL 5-star rated project in Maharashtra: Purple Country, Pune.

Excellence Shelters Pvt. Ltd. is
is the most promising **real estate developer in Pune**
in **2014 & 2015**



Thousands Of Clients World Wide



Location Map



The Advantage of A Sophisticated Location

- Mumbai Hyderabad NH65 : 1.40 Kms.
- International Cargo Airport : 3.00 Kms.
- GOVT. Hospital : 3.5 Kms.
- English Medium School : 4 Kms.
- Super Multispeciality Hospital : 10 Kms.
- State Bank of India : 10 Kms.
- Solapur City : 12.00 Kms.
- Solapur Railway Station : 18 Kms.
- Akkalkot : 40.00 Kms.
- Tuljapur : 45.00 Kms.

Distances as per Google map

LEGAL ADVISER

Advt. Avinash Pathak

ARCHITECT

des.K_{aud}

VASTU ADVISER

VASTU
RAVIRAJ

LANDSCAPE ARCHITECT

SPAYYOW
landscape initiative



Excellence Shelters Pvt. Ltd.

Office Address: 403, Pride Gateway, Above Chroma, Baner, Pune-411045

enquiry@excellenceshelters.com | For Enquiry: +91 8308816587

www.excellenceshelters.com

